

ACOUSTIC RING

ACOUSTIC RING RING OVERVIEW



STANDARD ACOUSTIC RING DIMENSIONS *Custom options available*

6'Dia x 12''H	12'Dia x 12''H
6'Dia x 24''H	12'Dia x 24''H
6'Dia x 36''H	12'Dia x 36''H
6'Dia x 48''H	12'Dia x 48''H

8'Dia x 12''H	14'Dia x 12''H
8'Dia x 24''H	14'Dia x 24''H
8'Dia x 36''H	14'Dia x 36''H
8'Dia x 48''H	14'Dia x 48''H

10'Dia x 12''H	16'Dia x 12''H
10'Dia x 24''H	16'Dia x 24''H
10'Dia x 36''H	16'Dia x 36''H
10'Dia x 48''H	16'Dia x 48''H

Fixture price available upon request

SPECIFICATIONS

CONSTRUCTION:

Lightweight modular acrylic frames clad in 4.5mm Sola felt. TGIC-free white powder coated lid, canopy and dress plate.

SHADES:

4.5mm thick PET felt manufactured with 50% post-consumer recycled content. Contact your local sales rep for material samples.

DIFFUSION:

Frosted white opal bottom diffusion.

WATTAGE:

6' - 116w
8' - 173w
10' - 231w
12' - 288w
14' - 327w
16' - 375

Estimated max wattage

LIGHTING:

Solid State LED System
3000k, 3500k or 4000k options
81 CRI light source

DRIVERS:

Replaceable 120/277V constant voltage, dimming driver standard. Can be wired dimming or non-dimming. 0-10v dimming compatible.

MOUNTING:

12"-96" fully adjustable stainless steel aircraft cable suspension. Contact studio for additional lengths up to 20'.

HARDWARE

Removable powder coated lid. 10"Dia canopy and dress plate mounts to standard junction box. 3/64" stainless steel cable to ceiling. White power cord.

WARRANTY:

5 year warranty on all standard components.

CARE:

The best way to remove airborne debris and dust from shades is to periodically vacuum. A Swiffer sheet or feathered duster can also be used for light dusting. To treat liquid stains, remove spills immediately with a clean damp cotton cloth or with detergent soap and warm water. Carpet and fabric cleaners can usually be used. Always test an inconspicuous area before applying cleaners to the actual stain.



Last Update: 6.18.19

ACOUSTIC RING



ACOUSTIC RING FIXTURE OPTIONS

RENDERINGS AND DIMENSIONS

6' DIAMETER 3 Segments



10' DIAMETER 4 Segments




14' DIAMETER 8 Segments



8' DIAMETER 4 Segments



12' DIAMETER 8 Segments



16' DIAMETER 6 Segments



COLOR OPTIONS



Ebony



Moon



Admiral



Cast



Zinc



Ruby



Mineral



Burnt Umber



Hunter



Armor



Cashmere



Citrine



Nickel



Oxford



Aries



CANOPY / DRESS PLATE FINISH OPTIONS

STANDARD



White

BY REQUEST



Silver



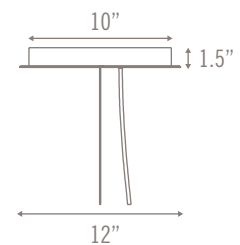
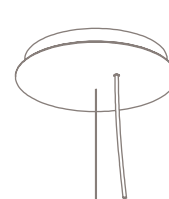
Black

CEILING HARDWARE

Cables to Ceiling

Recessed canopies or remote mounted

Power supplies available upon request



ACOUSTIC RING

ACOUSTIC RING ACOUSTIC DETAILS

SABINS PER FIXTURE *Equivalent square feet of perfect absorption*

Center Frequency (Hz)	Sabins per fixture (equivalent square feet of perfect absorption)	
	12'Dia x 48"H	8'Dia x 30"H
100	75.66	45.78
125	78.52	42.23
160	78.06	43.49
200	94.48	43.47
250	124.79	56.25
315	139.31	75.51
400	154.86	85.33
500	181.17	91.10
630	185.89	93.93
800	186.82	90.18
1000	177.37	85.61
1250	167.58	75.90
1600	174.25	80.00
2000	182.65	84.53
2500	185.99	85.70
3150	192.36	89.40
4000	196.45	91.27
5000	205.62	94.38
Average of 250, 500, 1000, 2000 Hz	162.93	78.96
Effective NRC*	0.85 - 1.00	0.85 - 1.00
Equivalent square feet of ACT, NRC 0.90	181.00	87.70
Equivalent square feet of ACT, NRC 0.70	232.80	112.80

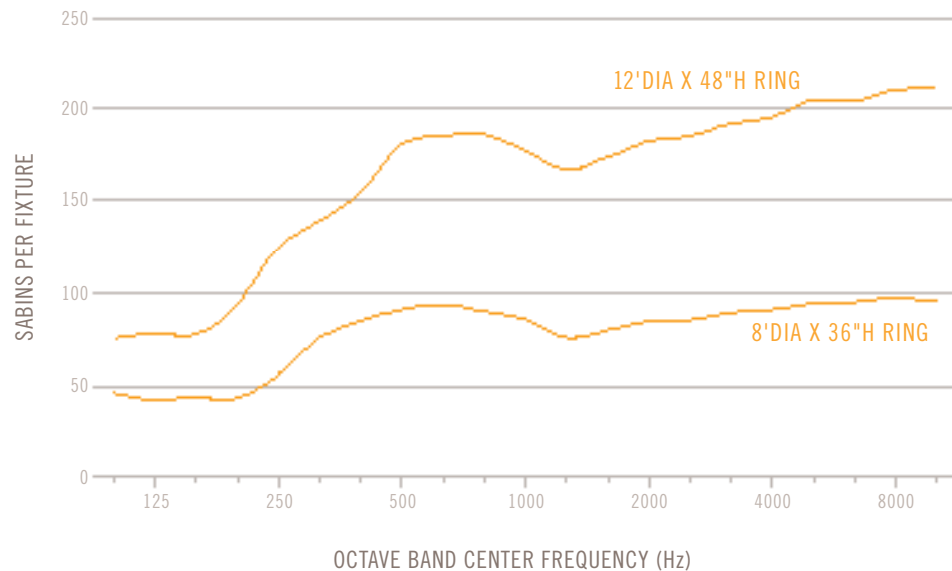
LIGHTART ACOUSTIC RING — ABSORPTION

NRC:
0.85–1.00*

The Acoustic Ring line was tested in accredited laboratories to study the impact of fixture size and configuration on acoustic performance.

**The NRC of felt depends on its configuration. LightArt fixtures utilize deep airspaces and multiple layers to keep NRC ratings high for all exposed felt surfaces.*

The acoustic testing of Acoustic Ring was conducted at NVLAP accredited laboratories and meets ISO 354 and ASTM C423. Formal test reports are available upon request.



ACOUSTIC RING

ACOUSTIC RING PART NUMBER SPECIFICATION

Complete form to specify Acoustic Ring fixture(s)

SPECIFICATION CODE *Example: 2 QTY ACC-SHPE-RING-10-24-CT-STD-840-BP-BK-STD*

ACC-SHPE-RING -
 -
 -
 -
 -
 -
 -

Qty. ① ② ③ ④ ⑤ ⑥ ⑦ ⑧

For each number, make one selection and enter in the corresponding box above. *Indicates modified choices; additional lead times and/or costs may apply.

① DIAMETER

<input type="checkbox"/> 6	6' DIA
<input type="checkbox"/> 8	8' DIA
<input type="checkbox"/> 10	10' DIA
<input type="checkbox"/> 12	12' DIA
<input type="checkbox"/> 14	14' DIA
<input type="checkbox"/> 16	16' DIA

② HEIGHT

<input type="checkbox"/> 12	12" H
<input type="checkbox"/> 24	24" H
<input type="checkbox"/> 36	36" H
<input type="checkbox"/> 48	48" H

③ FELT COLOR

<input type="checkbox"/> EB	<input type="checkbox"/> MN	<input type="checkbox"/> AD	<input type="checkbox"/> EB	EB Ebony	<input type="checkbox"/> MN	MN Moon	<input type="checkbox"/> AD	AD Admiral
<input type="checkbox"/> CA	<input type="checkbox"/> ZN	<input type="checkbox"/> RU	<input type="checkbox"/> CA	CA Cast	<input type="checkbox"/> ZN	ZN Zinc	<input type="checkbox"/> RU	RU Ruby
<input type="checkbox"/> ML	<input type="checkbox"/> BU	<input type="checkbox"/> HR	<input type="checkbox"/> ML	ML Mineral	<input type="checkbox"/> BU	BU Burnt Umber	<input type="checkbox"/> HR	HR Hunter
<input type="checkbox"/> AR	<input type="checkbox"/> CM	<input type="checkbox"/> CT	<input type="checkbox"/> AR	AR Armor	<input type="checkbox"/> CM	CM Cashmere	<input type="checkbox"/> CT	CT Citrine
<input type="checkbox"/> NI	<input type="checkbox"/> OX	<input type="checkbox"/> AS	<input type="checkbox"/> NI	NI Nickel	<input type="checkbox"/> OX	OX Oxford	<input type="checkbox"/> AS	AS Aries

④ SUSPENSION

<input type="checkbox"/> STD	STD 24"-96"
<input type="checkbox"/> EXT*	EXT* 24"-240"

⑤ LED CRI / CCT

<input type="checkbox"/> 830	830 80 CRI / 3000K
<input type="checkbox"/> 835*	835* 80 CRI / 3500K
<input type="checkbox"/> 840*	840* 80 CRI / 4000K

⑥ CANOPY COLOR

<input type="checkbox"/> WP	WP White
<input type="checkbox"/> BP*	BP Black*
<input type="checkbox"/> SP*	SP Matte Silver*

⑦ POWER CORD

<input type="checkbox"/> WH	WH White
<input type="checkbox"/> BK*	BK Black*

⑧ CANOPY MOUNT

<input type="checkbox"/> STD	STD Standard Mount
<input type="checkbox"/> REC*	REC* Recessed
<input type="checkbox"/> RM*	RM* Remote Mount

*Indicates modified choices; additional lead times and/or costs may apply.