

6' ELLIPSE

CONNECTED

SPECIFICATIONS



6' ELLIPSE

As shown

STANDARD DIMENSIONS

Custom options available

6'-0" L x 3'-0" W x 8" H

**4" H modification available*

MATERIALS

1/16" 3form Varia EcoResin

White Opal diffuser

LIGHTING

Solid State LED System

120v-277v input;
0-10v dimming compatible

3000k, 3500k or 4000k options
81 CRI light source

Approx. Lumens 6744

HARDWARE

Removable powder coated lid

10" Dia white canopies and dress plates
mount to standard junction box
(provided by others)

3/64" stainless steel cables to ceiling

Adjustable 24"-96" suspension

White power cord to canopy

STANDARDS

4-6 week lead time

CSA Approved to UL Standards

250+ 3form material options

Damp Rated


5 year limited warranty

Contact for custom material pricing

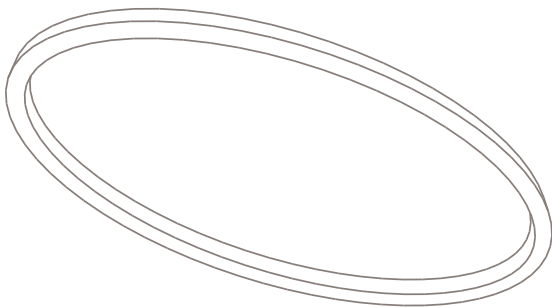
6' ELLIPSE

CONNECTED

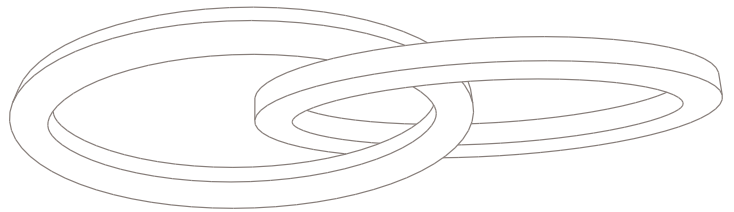
SPECIFICATIONS



6'L x 3'W x 8"H (6' Profile)



6' Ellipse in perspective view



Interlocking 6' Ellipses with 4" height modification

STOCK SHADE MATERIALS

3form Varia Ecoresin / 4-6 week lead time



Cinder Natural Gesso MidCentury Rosewood Silken Oyster Wizard Cranberry Vitamin C x2

*Materials shown lit (left) and unlit (right)

*Due to manufacturing and construction process used to create the Essentials and Connected collection, Pattern+ and wood grains will not match at fixture seams.

*Lead times subject to change

MATERIAL OPTIONS

Hundreds of colors available!

Contact us for samples and more information.

CANOPY & DRESS PLATE FINISH OPTIONS

White Canopy & White Dress Plate standard



White/White



Black/Stainless Steel



Black/Black Steel

BY REQUEST

POWER CORD COLOR OPTIONS

White Power Cord Standard



White



Silver



Black

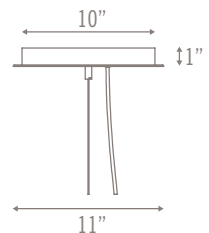
BY REQUEST

CEILING HARDWARE

Cables to Ceiling



*Canopy can be recessed



Last Update: 6.26.18



4770 OHIO AVE SOUTH, SUITE A
SEATTLE, WA 98134
lightart.com