

PIVOT LINEAR

FIVE X PIVOT LINEAR OVERVIEW



Pivot Linear 01 in Hush Natural

STANDARD DIMENSIONS

Custom options available

PIVOT LINEAR 01

96"L x 8"W x 7"H

PIVOT LINEAR 03

112"L x 8"W x 15"H

MATERIALS

1/32" 3form Varia EcoResin

White Opal diffuser

Fixture price available upon request

SPECIFICATIONS

LIGHTING:

Solid State LED System

120v-277v input;
0-10v dimming compatible

3000k, 3500k or 4000k options
80 CRI light source

Linear 01 - 58w

Linear 03 - 72w

HARDWARE:

11.75" Dia. canopies and dress plates mount to
standard junction box (provided by others)

1/16" stainless steel cables to ceiling

Adjustable suspension

Power cord to canopy

STANDARDS:

6-8 week lead time

UL Compliant Parts

250+ 3form material options

5 year limited warranty

Contact for custom material pricing



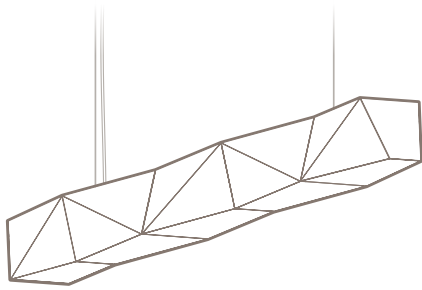
Last Updated 12.06.2019

PIVOT LINEAR

FIVE X
PIVOT LINEAR FIXTURE OPTIONS


RENDERINGS AND DIMENSIONS

PIVOT LINEAR 01



96"L x 8"W x 7"H

PIVOT LINEAR 03



112"L x 8"W x 15"H

SHADE COLOR OPTIONS

3FORM VARIA ECORESIN



**Materials shown lit (left) and unlit (right)*

**Lead times subject to change*

MATERIAL OPTIONS

Hundreds of colors available!

Contact us for samples and more information.

CANOPY / DRESS PLATE FINISH OPTIONS

STANDARD

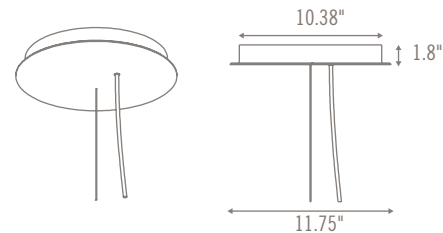


BY REQUEST



CEILING HARDWARE

Cables to Canopy



**Canopies can be recessed*



Last Updated 12.06.2019

PIVOT LINEAR

FIVE X PIVOT LINEAR PART NUMBER SPECIFICATION

Complete form to order Pivot Linear fixture(s)

SPECIFICATION CODE Example: 2 QTY FIVX-PIV-PL01-GO-830-STD-STD-WP-WH

Qty. FIVX-PIV - - - - - - -

1 2 3 4 5 6 7

For each number, make one selection and enter in the corresponding box above. *Indicates modified choices; additional lead times and/or costs may apply.

1 CONFIGURATION

<input type="checkbox"/> PL01	PL01 96"L x 8"W x 7"H
<input type="checkbox"/> PL03	PL03 112"L x 8"W x 15"H
<input type="checkbox"/> CUST*	CUST* Custom Configuration
	*Contact studio for custom configuration details

2 MATERIAL

<input type="checkbox"/> GO	<input type="checkbox"/> CB2	<input type="checkbox"/> GO Gesso	<input type="checkbox"/> CB2 Cranberry x2
<input type="checkbox"/> NL	<input type="checkbox"/> VC	<input type="checkbox"/> NL Natural	<input type="checkbox"/> VC Vitamin C
<input type="checkbox"/> CR	<input type="checkbox"/> WZ	<input type="checkbox"/> CR Cinder	<input type="checkbox"/> WZ Wizard
<input type="checkbox"/> SO	<input type="checkbox"/> CUST*	<input type="checkbox"/> SO Silken Oyster	<input type="checkbox"/> CUST* Custom Color

3 LED CRI / CCT

<input type="checkbox"/> 830	830 80 CRI / 3000K
<input type="checkbox"/> 835*	835* 80 CRI / 3500K
<input type="checkbox"/> 840*	840* 80 CRI / 4000K

4 SUSPENSION

<input type="checkbox"/> STD	STD 12"-96"
<input type="checkbox"/> EXT*	EXT* 12"-240"

5 CANOPY OPTIONS

<input type="checkbox"/> STD	STD Standard
<input type="checkbox"/> REC*	REC* Recessed

6 CANOPY COLOR

<input type="checkbox"/> WP	WP White
<input type="checkbox"/> BP*	BP* Black
<input type="checkbox"/> SP*	SP* Matte Silver

7 POWER CORD

<input type="checkbox"/> WH	WH White
<input type="checkbox"/> BK*	BK* Black

*Indicates modified choices; additional lead times and/or costs may apply.



Last Updated 12.06.2019