

# ELLIPSE

## LA2 CONNECTED ELLIPSE OVERVIEW



*Custom Ellipse cluster in Overcast*

### STANDARD DIMENSIONS

*Custom options available*

- 6'L x 3'W x 4"H
- 6'L x 3'W x 8"H
- 8'L x 4'W x 4"H
- 8'L x 4'W x 8"H
- 10'L x 5'W x 4"H
- 10'L x 5'W x 8"H
- 12'L x 6'W x 4"H
- 12'L x 6'W x 8"H
- 14'L x 7'W x 4"H
- 14'L x 7'W x 8"H
- 16'L x 8'W x 4"H
- 16'L x 8'W x 8"H

### MATERIALS

- 1/16" 3form Varia EcoResin
- White Opal diffuser
- Fixture price available upon request

## SPECIFICATIONS

### LIGHTING:

Solid State LED System

120v-277v input;  
0-10v dimming compatible

3000k, 3500k or 4000k options  
80 CRI light source

### HARDWARE:

Removable powder coated lid

10" Canopies and dress plates mount to  
standard junction box (provided by others)

3/64" stainless steel cables to ceiling

Adjustable suspension

Power cord to canopy

### STANDARDS:

4-6 week lead time

CSA Approved to UL standards  
250+ 3form material options

Damp Rated

5 year limited warranty

Contact for custom material pricing



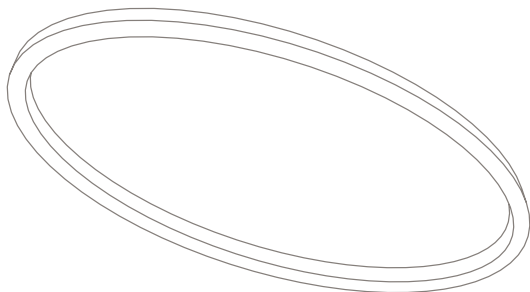
Last Updated 12.06.2019

# ELLIPSE


## LA2 CONNECTED ELLIPSE FIXTURE OPTIONS

### RENDERINGS AND DIMENSIONS


Fixtures available in 4" and 8" profiles



Ellipse in perspective view



Ellipse in aerial view



Example interlocking configuration

### SHADE COLOR OPTIONS

#### 3FORM VARIA ECORESIN



Cinder



Silken Oyster



Gesso



Cranberry x2



Natural



Wizard



Mid Century Rosewood



Vitamin C

\*Materials shown lit (left) and unlit (right)

\*Due to manufacturing and construction process used to create the Essentials and Connected collection, Pattern+ and wood grains will not match at fixture seams.

\*Lead times subject to change

#### MATERIAL OPTIONS

Hundreds of colors available!

Contact us for samples and more information.



Last Updated 12.06.2019

### CANOPY / DRESS PLATE FINISH OPTIONS

#### STANDARD



White/ White

#### BY REQUEST



Silver/Silver



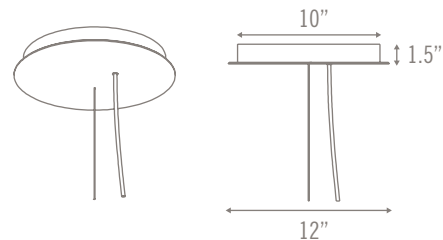
Black/Black

#### CEILING HARDWARE

Cables to Ceiling

Recessed canopies or remote mounted

Power supplies available upon request



# ELLIPSE

## LA2 CONNECTED ELLIPSE PART NUMBER SPECIFICATION

Complete form to order Ellipse fixture(s)

**SPECIFICATION CODE** Example: 2 QTY LA2-CON-ELLI-6-4-WZ-830-STD-STD-WP-WH

Qty.  **LA2-CON-ELLI-**  -  -  -  -  -  -  -  -

1      2      3      4      5      6      7      8

For each number, make one selection and enter in the corresponding box above. \*Indicates modified choices; additional lead times and/or costs may apply.

### 1 SIZE

<input type="checkbox"/> 6	6'L x 3'W x 6"D
<input type="checkbox"/> 8	8'L x 4'W x 6"D
<input type="checkbox"/> 10	10'L x 5'W x 6"D
<input type="checkbox"/> 12	12'L x 6'W x 6"D
<input type="checkbox"/> 14	14'L x 7'W x 6"D
<input type="checkbox"/> 16	16'L x 8'W x 6"D

### 2 HEIGHT

<input type="checkbox"/> 4	4" H
<input type="checkbox"/> 8	8" H

### 3 MATERIAL

<input type="checkbox"/> GO	<input type="checkbox"/> CB2	<input type="checkbox"/> GO Gesso	<input type="checkbox"/> CB2 Cranberry x2
<input type="checkbox"/> NL	<input type="checkbox"/> VC	<input type="checkbox"/> NL Natural	<input type="checkbox"/> VC Vitamin C
<input type="checkbox"/> CR	<input type="checkbox"/> WZ	<input type="checkbox"/> CR Cinder	<input type="checkbox"/> WZ Wizard
<input type="checkbox"/> SO	<input type="checkbox"/> MCR	<input type="checkbox"/> SO Silken Oyster	<input type="checkbox"/> MCR Midcentury Rosewood
<input type="checkbox"/> CUST*		<input type="checkbox"/> CUST* Custom Color	

### 4 LED CRI / CCT

<input type="checkbox"/> 830	830 80 CRI / 3000K
<input type="checkbox"/> 835*	835* 80 CRI / 3500K
<input type="checkbox"/> 840*	840* 80 CRI / 4000K

### 5 SUSPENSION

<input type="checkbox"/> STD	STD 12"-96"
<input type="checkbox"/> EXT*	EXT* 12"-240"

### 6 CANOPY OPTIONS

<input type="checkbox"/> STD	STD Standard
<input type="checkbox"/> REC*	REC* Recessed

### 7 CANOPY COLOR

<input type="checkbox"/> WP	WP White
<input type="checkbox"/> BP*	BP* Black
<input type="checkbox"/> SP*	SP* Matte Silver

### 8 POWER CORD

<input type="checkbox"/> WH	WH White
<input type="checkbox"/> BK*	BK* Black

\*Indicates modified choices; additional lead times and/or costs may apply.



Last Updated 12.06.2019