

X

LA2 ESSENTIALS X OVERVIEW



LA2 X 4"H in Hush Gesso

STANDARD DIMENSIONS

Custom options available

42" Dia x 4"H

42" Dia x 8"H

42" Dia x 12"H

MATERIALS

1/16" 3form Varia EcoResin

White Opal diffuser

Fixture price available upon request

SPECIFICATIONS

LIGHTING:

Solid State LED System

120v-277v input;
0-10v dimming compatible

3000k, 3500k or 4000k options

80 CRI light source

36w, 700mA
LED Lumens 2900

HARDWARE:

Removable powder coated lid

8" Dia. canopy and dress plate mounts to
standard junction box (provided by others)

3/64" stainless steel cables to ceiling

Adjustable suspension

Power cord to canopy

STANDARDS:

4-6 week lead time

CSA Approved to UL standards

250+ 3form material options

Damp Rated

5 year limited warranty

Contact for custom material pricing

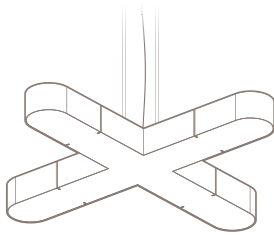


Last Updated 11.06.2019

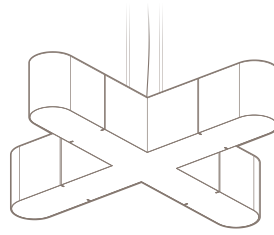
X

LA2 ESSENTIALS X FIXTURE OPTIONS

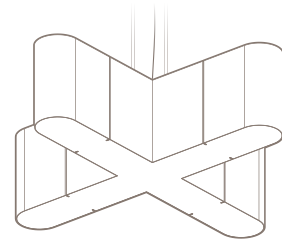
RENDERINGS AND DIMENSIONS



42" Dia. x 4"H - 20 lbs



42" Dia. x 8"H - 21 lbs



42" Dia. x 12"H - 22 lbs

SHADE COLOR OPTIONS

3FORM VARIA ECORESIN



Cinder



Silken Oyster



Gesso



Cranberry x2



Natural



Wizard



Mid Century Rosewood



Vitamin C

**Materials shown lit (left) and unlit (right)*

**Due to manufacturing and construction process used to create the Essentials and Connected collection, Pattern+ and wood grains will not match at fixture seams.*

**Lead times subject to change*

MATERIAL OPTIONS

Hundreds of colors available!

Contact us for samples and more information.

CANOPY / DRESS PLATE FINISH OPTIONS

STANDARD



White/White

BY REQUEST

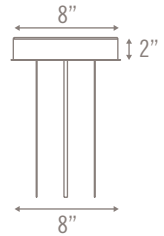


Silver/Silver



Black/Black

CEILING HARDWARE *Cables to Ceiling*



Last Updated 11.06.2019

X

LA2 ESSENTIALS X PART NUMBER SPECIFICATION

Complete form to order X fixture(s)

SPECIFICATION CODE Example: 2 QTY LA2-ESS-X-4-WZ-830-STD-WP-WH

LA2-ESS-X - - - - - -

Qty. ① ② ③ ④ ⑤ ⑥

For each number, make one selection and enter in the corresponding box above. *Indicates modified choices; additional lead times and/or costs may apply.

① SIZE

<input type="checkbox"/> 4	4" H
<input type="checkbox"/> 8	8" H
<input checked="" type="checkbox"/> 12	12" H

② MATERIAL

<input type="checkbox"/> GO	<input type="checkbox"/> CB2	<input type="checkbox"/> GO Gesso	<input type="checkbox"/> CB2 Cranberry x2
<input type="checkbox"/> NL	<input type="checkbox"/> VC	<input type="checkbox"/> NL Natural	<input type="checkbox"/> VC Vitamin C
<input type="checkbox"/> CR	<input type="checkbox"/> WZ	<input type="checkbox"/> CR Cinder	<input type="checkbox"/> WZ Wizard
<input type="checkbox"/> SO	<input type="checkbox"/> MCR	<input type="checkbox"/> SO Silken Oyster	<input type="checkbox"/> MCR Mid Century Rosewood
<input type="checkbox"/> CUST*		<input type="checkbox"/> CUST* Custom Color	

③ LED CRI / CCT

<input type="checkbox"/> 830	830 80 CRI / 3000K
<input type="checkbox"/> 835*	835* 80 CRI / 3500K
<input type="checkbox"/> 840*	840* 80 CRI / 4000K

④ SUSPENSION

<input type="checkbox"/> STD	STD 12"-96"
<input type="checkbox"/> EXT*	EXT* 12"-240"

⑤ CANOPY COLOR

<input type="checkbox"/> WP	WP White
<input type="checkbox"/> BP*	BP* Black
<input type="checkbox"/> SP*	SP* Matte Silver

⑥ POWER CORD

<input type="checkbox"/> WH	WH White
<input type="checkbox"/> BK*	BK* Black

*Indicates modified choices; additional lead times and/or costs may apply.



Last Updated 11.06.2019